

Planning Ahead

Think about how your club has progressed, review the rules that support a positive club, and plan projects for your next three MeetUps.



ourkidscode.ie/planning-ahead

What you need

- Large sticky notes
- Marker pens
- Being a Positive Club poster

1 Set up

- Organiser checks in
- New families made welcome
- Connect to WiFi, read this guide!

2 Warm up

Each family writes one thing they have found satisfying about their club journey so far and sticks it to the wall.

Each family sticks a comment about another family's idea next to it.

Each family takes their idea and others' comments to do the evaluation form:



ourkidscode.ie/evaluate

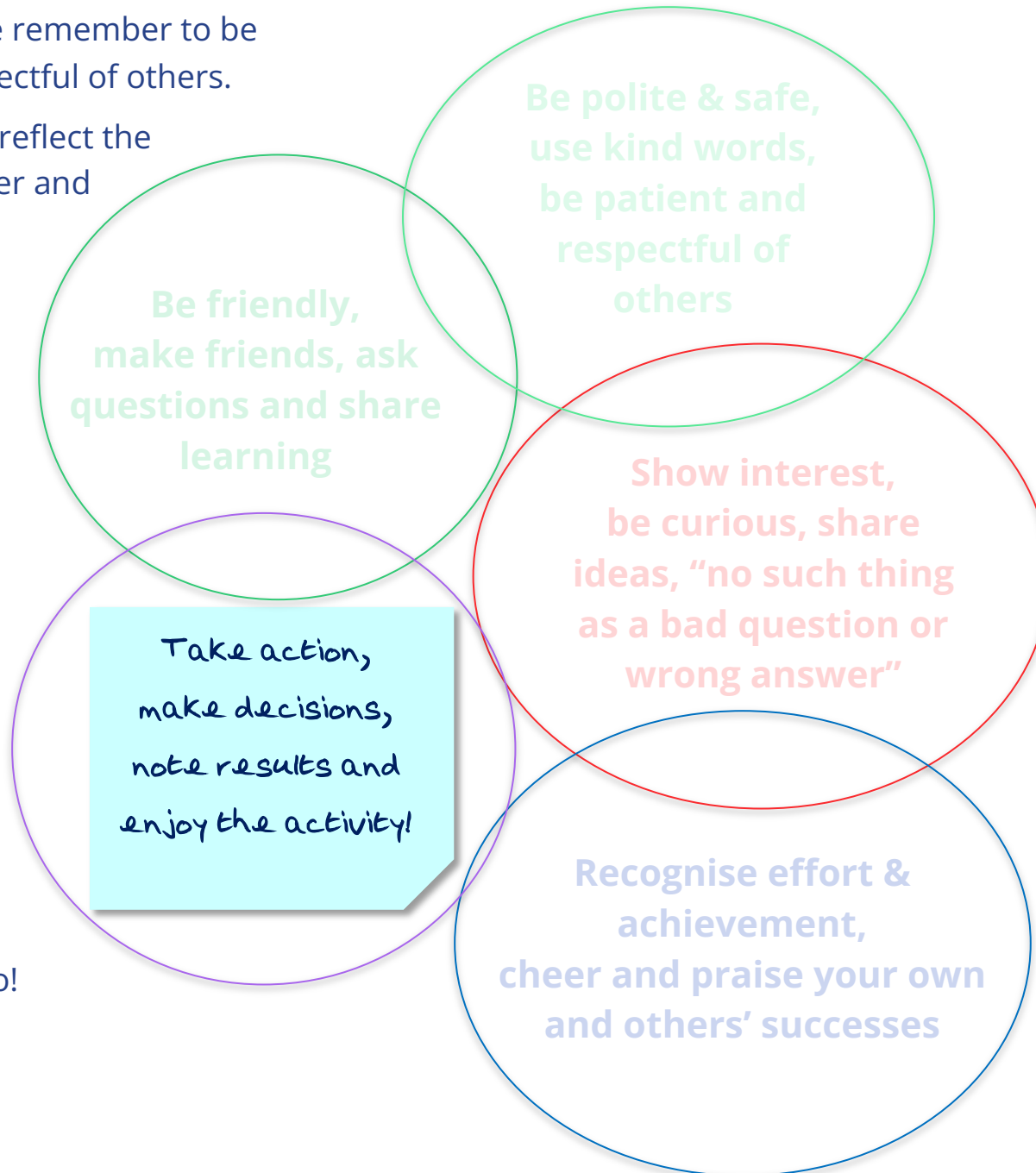
Who are we?

Agreeing rules in advance can help everyone remember to be kind and respectful of others.

A mascot can reflect the club's character and ambitions for its members.

Use these values from OurKidsCode values as inspiration for your rules.

Make the rules say how to be rather than what not to do!




3 Create - identity

1. Each family makes one rule and writes it on a sticky note.
2. Each family comes up with a suggestion for a mascot animal for the club and perhaps draws it or names it on a sticky note.
3. Stick the notes on the table around the **Being a Positive Club** poster template.
4. Together choose your club mascot and stick it on the poster.
5. Add the rules that you can agree on.
6. If there is time, decorate the poster with symbols or drawings to illustrate.

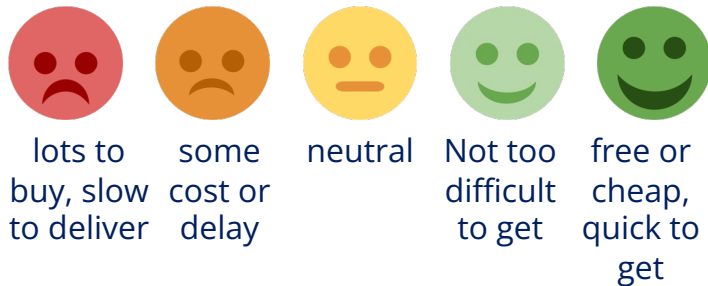
No rules can deal with everything, so don't hesitate to re-design the poster next time you are having a **Planning Ahead MeetUp**, especially if you have new families.




Is it do-able?



boring not much fun neutral fun lots of fun



lots to buy, slow to deliver some cost or delay neutral Not too difficult to get free or cheap, quick to get



only one job two jobs neutral some jobs a real variety of jobs

Sounds like fun?

Fun comes in many ways - it may be making something that looks beautiful or sounds exciting, investigating an idea that you are curious about or creating a product that is useful and works to meet a challenge.

Got the resources?

Most software is free and accessible on the internet. Some projects need extra equipment – bought online from electronics suppliers. Check prices, availability and delivery.

A variety of jobs?

Look for projects that involve everyone in the family. Some love making and decorating, others like design, programming or reading and organising. Think how to keep everyone involved.

3 Create – project list

The idea is to choose projects for the next three MeetUps. Any that don't get on the list can be reviewed at the next **Planning Ahead MeetUp** and used in future.

1. Each family should have a look at ourkidscode.ie/project-ideas to help them find a project they want to do, then use these criteria to decide if the project is do-able.
2. If the project doesn't have a **Warm Up** or a **Craft** element, try to think them up, but don't worry if you can't, other families may help you to invent them later.
3. Is there anything else you need to change about the project to make it more suitable for your club?
4. Your family will be the Project Lead at the MeetUp, so choose something that you're excited to try out at home beforehand so you can help others do it!

4 Share

1. Parents stay at their table with the laptop to show their project to other families.
2. Children visit each table and discuss. They should assess the project as 'do-able' or 'may be tricky' and parents keep count of these votes.
3. Everyone votes on the next three do-able projects for their club. You can't vote for your own project!

5 Reflect

Please **fill in the reaction form** once for each person:

ourkidscode.ie/reaction



Discuss with everyone in the room what you felt and what could you do in future.

6 Plan

MeetUp 1 Date:
Project:
Project Leader:

MeetUp 2 Date:
Project:
Project Leader:

MeetUp 3 Date:
Project:
Project Leader:

MeetUp 4 Date:
Planning Ahead

MeetUp 4 is for **Planning Ahead** to choose projects for the following three MeetUps and decide who will do what.

If you need support, email us and put 'Club Support' in the subject line.

contact@ourkidscode.ie



You will find these useful documents on our website:

- Staying Connected
- Running a MeetUp
- MeetUp Checklist
- Choosing Projects
- Choosing a Warm Up
- Being a Positive Club

ourkidscode.ie/run-a-club/



Acknowledgements and copyright

'Planning ahead' © 2024 by Richard Millwood with Nina Bresnihan, Glenn Strong, Lorraine Fisher, Louise Caldwell, Mary O'Mahony, Grace Kelly, René O Malley and Sarah Chapman is licensed under Creative Commons: Attribution-NonCommercial-ShareAlike 4.0
<https://creativecommons.org/licenses/by-nc-sa/4.0/>